PROFILE DESIGNER

iphysio®

RANGES AND REFERENCES

LYRA E.T.K
DIGITAL DENTAL PROTOCOLS
Simple . Safe . Accessible

SUMMARY

iphysio®

IPHYSIO® SOLUTION

THE IPHYSIO® RANGE....p.3
TEMPORARY PROSTHESIS....p.3
SCREWDRIVERS....p.4
ESTHETIBASE INTERFACES....p.4
PRE-MILLED....p.4
STARTER KIT....p.5
PREMIUM KIT....p.5
YOUR IPHYSIO® READY LABORATORY....p.5

COMPATIBLE IMPLANT BRANDS

LYRA ETK®....p.6
AB Dental®....p.8
Alpha-Bio Tec®....p.9
Anthogyr®....p.10
Astra Tech®....p.11
BioHorizons®....p.13
Biotech Dental®....p.14
Easy Implant®....p.15
Global D®....p.17
Implant Direct™....p.18
MIS®....p.19
Nobel Biocare®....p.20
Straumann®....p.22
ZimVie®....p.24

IPHYSIO® THE 3 IN 1 SOLUTION

One piece, for the entire implant protocol

Use for **healing**, **impression** and **temporary prosthesis**

No disassembly of the part from the healing to the prosthesis

IPHYSIO® PROFILE DESIGNERS

• Single use

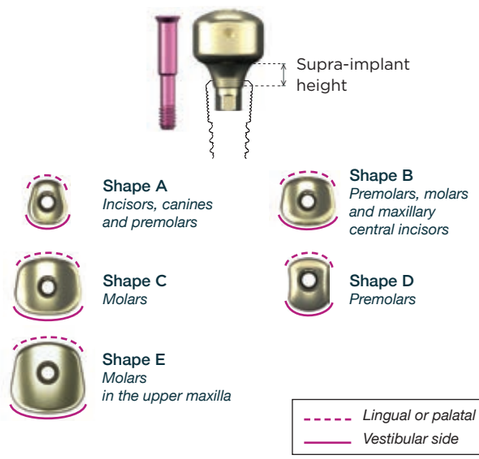

SHORT IPHYSIO® PROFILE DESIGNERS

• Single use

Ideal for irregular crest and low occlusal height. The Short iPhysio® are available in the iPhysio® LYRA ETK® range.

ANGULATED IPHYSIO PROFILE DESIGNERS®

• Single use

Its specific shape allows to treat the most complex cases thanks to a 10° or 20° axis adjustment of 10° or 20°. Angulated iPhysio® are available in the iPhysio® LYRA ETK® range.

TEMPORARY PROSTHESIS

• Clippable

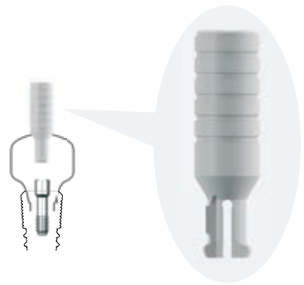

SCREWDRIVERS

Use the external hex screwdrivers from your own implant systems to screw in the corresponding iPhysio® and your native prosthetic parts.

To screw in LYRA ETK® prosthetic parts compatible with your implant system, use 1.2 mm external hexagonal screwdrivers, in manual or contra-angle versions.

An angulated key.
In manual or contra-angle version, allowing to screw the angulated esthetibases LYRA ETK® only. The screwdriver and the compatible screw are yellow color.

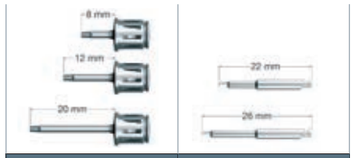

	Manual key	Mandrel
Short (S)	CCL_HE12.18	CMA_HE12.22
Medium (M)	CCL_HE12.22	-
Long (L)	CCL_HE12.30	CMA_HE12.26

	Manual key	Mandrel
Medium (M)	CCR_HE14.M	-
Long (L)	CCR_HE14.L	CMR_HE14.L

BONE PROFILER

Guide screw:
Réf. NVD_35

SHAPES B	SHAPES C
NTD35	NFE_60.52P

ESTHETIBASE INTERFACES

For CAD-CAM prosthesis (CAD-CAM) in zirconia, PMMA, e.max :

• Select a titanium interface for your implant system with the same emergence profile as the iPhysio® Profile Designer used. Compatible interfaces are listed in our libraries.
Check our iPhysio® compatibility guide with your interfaces (QR code).

• Or choose an Esthetibase interface LYRA ETK® compatible with your implant system. It is delivered individually with its fixation screw. The screw head is compatible with 1.2 mm external hexagonal screwdrivers.

Abutment for cemented-retained prosthesis

Screwed retained crown

PRE-MILLED

• Pre-milled or abutment blanks with pre-fabricated connectors, for the realization of your abutments or abutments in titanium.

• Pre-milled abutments ref.NPS_PER.35C are compatible with block machining brackets.

The pre-milled are delivered individually with its fixing screws. The screw head is compatible with the external hexagonal keys of 1.2 mm.

STARTER KITS - Valid only once

All the products needed to carry out your first clinical cases:

• A set of sterile, single-use iPhysio® Profile Designers
(one of each shape A, B, C, D, and one of each height)
• 1 iPhysio® try in Profile Designers kit with iPhysio® try in reusable
(one of each shape and one of each height)
• iPhysio® temporary clip-in abutment
• Form B and C bone profilers (only in CDIE3N kit)

Compatibility	Reference
Anthogyr® - Axiom® BL REG, PX and X3	CDIAAX
Biotech Dental® - Kontact®, Kontact S®	CDIBKO
GlobalD® - In-Kone® Universal and Primo	CDIGIK
Nobel Biocare® - NobelActive®, NobelReplace® CC and NobelParallel® CC - Implant Direct® - InterActive®	CDINCC
Straumann® - Bone Level (BL) and Bone Level Tapered (BLT)	CDISBL
ZimVie® - Tapered Screw-Vent®, Trabecular Metal™, TSX™ / MIS® - SEVEN® and M4® - Implant Direct® - Legacy® / BioHorizons® - Internal, Tapered Internal, Tapered Plus	CDIZSC
Alpha-Bio Tec® - NeO, SPI, I.C.E., DFI, ATID / A.B. Dental® - I2, I22, I5, I55, I10	CDIZSC35
LYRA ETK® Naturactis, Naturall+, Natea+, Astra Tech® - OsseoSpeedTM TX Ocean/Aqua - Easy Implant® - Master-C, Master-S Ocean	CDIE3N

PREMIUM KIT

• 2 Implants
• 2 iPhysio® Profile Designers for easy clinical case
• Drills, mandrels and key

Compatibility	Reference
Naturactis	CDIE3NP
iBone S	CDIEISP
iBone E	CDIEIBP

YOUR IPHYSIO® READY LABORATORY

You are a dentist :
Your laboratory can be certified

You are prosthetist :
become an iPhysio Ready laboratory

- Expert CAD/CAM laboratories with a perfect skill of digital flow.
- Laboratories equipped with the iPhysio® library for the design and production of the restoration from your conventional or optical impressions made with all brands of intraoral scanners
- Laboratories equipped with 3Shape® Dental system or Exocad design software.

Download the library: https://www.iphysio.dental/en/iphysio-library/

Get iphysio Ready certified: https://www.iphysio.dental/en/iphysio-ready-laboratories/

iPhysio® Try In Profile Designer Kit

- To select the height and shape of the Profile Designer iPhysio® for your clinical case
- The kit can be sterilized and reused

Reference	KIE_3N

Try in Profile Designer sold per unit

- Can be sterilized and reused

		Shape				
		A	B	C	D	E
Height 1		NCI_IE.A1	NCI_IE.B1	NCI_IE.C1	NCI_IE.D1	NCI_IE.E1
Height 2		NCI_IE.A2	NCI_IE.B2	NCI_IE.C2	NCI_IE.D2	NCI_IE.E2
Height 3		NCI_IE.A3	-	-	NCI_IE.D3	-
Height 4		NCI_IE.A4	NCI_IE.B4	NCI_IE.C4	NCI_IE.D4	NCI_IE.E4
SHORT						
Height 2		-	NCI_IE.B2S	NCI_IE.C2S	-	NCI_IE.E2S
Height 3		-	NCI_IE.B3S	NCI_IE.C3S	-	NCI_IE.E3S
ANGULATED						
Height 2	10°	NCI_IE.A2.10	-	-	-	-
	20°	NCI_IE.A2.20	-	-	-	-

Profile Designer iPhysio®

Healing, impression and temporary prosthesis

	Compatible implant system	iPhysio® Profile Designer					Temporary abutment
		Shape	Height 1	Height 2	Height 3	Height 4	
LYRA ETK®	Naturall+ Ø 3, Naturactis Ø 3	A	-	NCI3_I.A2	-	NCI3_I.A4	NCI3_IPPC
	Naturall+, Naturactis, iBone E, iBone S	A	NCI_I.A1	NCI_I.A2	NCI_I.A3	NCI_I.A4	NCI_IPPC
		B	NCI_I.B1	NCI_I.B2	-	NCI_I.B4	
		C	NCI_I.C1	NCI_I.C2	-	NCI_I.C4	
		D	NCI_I.D1	NCI_I.D2	NCI_I.D3	NCI_I.D4	
		E	NCI_I.E1	NCI_I.E2	-	NCI_I.E4	
	Aesthética+², iBone G : RP (Ø 4.8)	D	ACI_IR (unique height)				ACI_IPPC
	Aesthética+², iBone G : WP (Ø 6.5)	C	ACI_IW (unique height)				ACI_IPPC

SHORT

				2 S	3 S		
LYRA ETK®	Naturall+, Naturactis, iBone E, iBone S	B-Short	-	NCI_I.B2S	NCI_I.B3S	-	NCI_IPPC
		C-Short	-	NCI_I.C2S	NCI_I.C3S	-	
		E-Short	-	NCI_I.E2S	NCI_I.E3S	-	

ANGULATED

LYRA ETK®	Naturall+, Naturactis, iBone E, iBone S	A-10°	-	NCI_I.A2.10	-	-	NCI_IPPC
		A-20°	-	NCI_I.A2.20	-	-	

TETRA & PLURAL

LYRA ETK®	Rotational TETRA abutment	B	-	UPV_I.B2	-	UPV_I.B4	UPV_IPPC
		D	-	UPV_I.D2	-	UPV_I.D4	
	Non-rotational TETRA abutment	B	-	UPVO_I.B2	-	UPVO_I.B4	UPV_IPPC
		D	-	UPVO_I.D2	-	UPVO_I.D4	
	PLURAL abutment	A	-	NPV_I.A2	-	-	NPV_IPPC

Esthetibase interfaces

For the realization of personalized prosthesis (CAD-CAM) in zirconia, PMMA, e.max

	Compatible implant system		h 1	h 2	h 3	h 4	Screw
	Non-rotational esthetibase interface						
LYRA ETK®	Naturall+ Ø 3, Naturactis Ø 3		-	NPC_PTO30.16	NPC_PTO30.26	-	NVP_31
	Naturall+, Naturactis, iBone E, iBone S	Ø4	NPC_PTO40.06	NPC_PTO40.16	NPC_PTO40.26	NPC_PTO40.36	NVP_E35
		Ø5	NPC_PTO45.1	NPC_PTO45.2	NPC_PTO45.3	NPC_PTO45.4	NVP_E35
	Aesthética+², iBone G : RP (Ø 4.8)		APCC_PTO.48	-	-	-	APS_VF20.93
	Aesthética+², iBone G : WP (Ø 6.5)		APCC_PTO.65	-	-	-	APS_VF20.93

	Compatible implant system	h 1	h 2	h 3	h 4	Screw
	Angulated esthetibase interface					
LYRA ETK®	10° : Naturall+, Naturactis, iBone E, iBone S	-	NPC_PTOA40.16.10	-	-	NVP_PTOA35
	20° : Naturall+, Naturactis, iBone E, iBone S	-	NPC_PTOA40.16.20	-	-	NVP_PTOA35

	Compatible implant system	h 1	h 2	h 3	h 4	Screw
	Rotational esthetibase interface					
LYRA ETK®	Naturall+, Naturactis, iBone E, iBone S	NPC_PTC40.06	NPC_PTC40.16	NPC_PTC40.26	NPC_PTC40.36	NVP_E35
	Aesthética+², iBone G : RP (Ø 4.8)	APCC_PTC.48	-	-	-	APS_VF20.93
	Aesthética+², iBone G : WP (Ø 6.5)	APCC_PTC.65	-	-	-	APS_VF20.93

	Compatible implant system		Single height
	TETRA and PLURAL esthetibase interface		
LYRA ETK®	TETRA abutment	Rotational	UPV_PTCC
		Non-rotational	UPV_PTOC
	PLURAL abutment		NPV_PTC

Pre-milled

For the realization of your abutments or abutments in titanium.

	Compatible implant system	Reference	Screw
LYRA ETK®	Naturall+ Ø 3, Naturactis Ø 3	NPS_PER.31	NVP_31
	Naturall+, Naturactis, iBone E, iBone S	NPS_PER.35	NVP_35
	Aesthética+², iBone G : RP (Ø 4.8)	APS_PER.48	APS_VF20.93
	Aesthética+², iBone G : WP (Ø 6.5)	APS_PER.65	APS_VF20.93

iPhysio® Try In Profile Designer Kit

- To select the height and shape of the Profile Designer iPhysio® for your clinical case
- The kit can be sterilized and reused

Reference	KIE_U

Try in Profile Designer sold per unit

- Can be sterilized and reused

	Shape			
	A	B	C	D
Height 1	IE_U.A1	IE_U.B1	IE_U.C1	IE_U.D1
Height 2	IE_U.A2	IE_U.B2	IE_U.C2	IE_U.D2
Height 3	IE_U.A3	IE_U.B3	IE_U.C3	IE_U.D3
Height 4	IE_U.A4	IE_U.B4	IE_U.C4	IE_U.D4

Profile Designer iPhysio®

Healing, impression and temporary prosthesis

	Compatible implant system	iPhysio® Profile Designer					Temporary abutment
		Shape	Height 1	Height 2	Height 3	Height 4	
AB Dental®	Implant I2, I22, I5, I55, I10 : standard platform Ø 3.75	A	ZSC35_I.A1	ZSC35_I.A2	ZSC35_I.A3	ZSC35_I.A4	ZSC_IPPC
		B	ZSC35_I.B1	ZSC35_I.B2	ZSC35_I.B3	ZSC35_I.B4	
		C	ZSC35_I.C1	ZSC35_I.C2	ZSC35_I.C3	ZSC35_I.C4	
		D	ZSC35_I.D1	ZSC35_I.D2	ZSC35_I.D3	ZSC35_I.D4	

Esthetibase interfaces

For the realization of personalized prosthesis (CAD-CAM) in zirconia, PMMA, e.max

Correspondance for the height of the esthetibase					
iPhysio®	Height	1	2	3	4
	Shape	A, B, C and D	A, B, C and D	A, B, C and D	A, B, C and D
Esthetibase height		h 1	h 1	h 1 or h 2	h 1 or h 2

	Compatible implant system	h 1	h 2	Screw
Non-rotational esthetibase interface				
AB Dental®	Implant I2, I22, I5, I55, I10 : standard platform Ø 3.75	ZIM_SC.35.PTO	ZIM_SC.35.PTO2	TEK_VP.18.65
Rotational esthetibase interface				
AB Dental®	Implant I2, I22, I5, I55, I10 : standard platform Ø 3.75	ZIM_SC.35.PTC	-	TEK_VP.18.65

Pre-milled

For the realization of your abutments or abutments in titanium.

	Compatible implant system	Reference	Screw
AB Dental®	Implant I2, I22, I5, I55, I10 : standard platform Ø 3.75	ZIM_SC.35.PP	TEK_VP.18.65

iPhysio® Try In Profile Designer Kit

- To select the height and shape of the Profile Designer iPhysio® for your clinical case
- The kit can be sterilized and reused

Reference	KIE_U

Try in Profile Designer sold per unit

- Can be sterilized and reused

	Shape			
	A	B	C	D
Height 1	IE_U.A1	IE_U.B1	IE_U.C1	IE_U.D1
Height 2	IE_U.A2	IE_U.B2	IE_U.C2	IE_U.D2
Height 3	IE_U.A3	IE_U.B3	IE_U.C3	IE_U.D3
Height 4	IE_U.A4	IE_U.B4	IE_U.C4	IE_U.D4

Profile Designer iPhysio®

Healing, impression and temporary prosthesis

	Compatible implant system	iPhysio® Profile Designer					Temporary abutment
		Shape	Height 1	Height 2	Height 3	Height 4	
Alpha-Bio Tec®	NeO, SPI, ICE, DFI, ATID : internal hexagonal connection (IH)	A	ZSC35_I.A1	ZSC35_I.A2	ZSC35_I.A3	ZSC35_I.A4	ZSC_IPPC
		B	ZSC35_I.B1	ZSC35_I.B2	ZSC35_I.B3	ZSC35_I.B4	
		C	ZSC35_I.C1	ZSC35_I.C2	ZSC35_I.C3	ZSC35_I.C4	
		D	ZSC35_I.D1	ZSC35_I.D2	ZSC35_I.D3	ZSC35_I.D4	

Esthetibase interfaces

For the realization of personalized prosthesis (CAD-CAM) in zirconia, PMMA, e.max

Correspondance for the height of the esthetibase					
iPhysio®	Height	1	2	3	4
	Shape	A, B, C and D	A, B, C and D	A, B, C and D	A, B, C and D
Esthetibase height		h 1	h 1	h 1 or h 2	h 1 or h 2

	Compatible implant system	h 1	h 2	Screw
Non-rotational esthetibase interface				
Alpha-Bio Tec®	NeO, SPI, ICE, DFI, ATID : internal hexagonal connection (IH)	ZIM_SC.35.PTO	ZIM_SC.35.PTO2	TEK_VP.18.65
Rotational esthetibase interface				
Alpha-Bio Tec®	NeO, SPI, ICE, DFI, ATID : internal hexagonal connection (IH)	ZIM_SC.35.PTC	-	TEK_VP.18.65

Pre-milled

For the realization of your abutments or abutments in titanium.

	Compatible implant system	Reference	Screw
Alpha-Bio Tec®	NeO, SPI, ICE, DFI, ATID : internal hexagonal connection (IH)	ZIM_SC.35.PP	TEK_VP.18.65

iPhysio® Try In Profile Designer Kit

- To select the height and shape of the Profile Designer iPhysio® for your clinical case
- The kit can be sterilized and reused

Reference	KIE_U

Try in Profile Designer sold per unit

- Can be sterilized and reused

	Shape			
	A	B	C	D
Height 1	IE_U.A1	IE_U.B1	IE_U.C1	IE_U.D1
Height 2	IE_U.A2	IE_U.B2	IE_U.C2	IE_U.D2
Height 3	IE_U.A3	IE_U.B3	IE_U.C3	IE_U.D3
Height 4	IE_U.A4	IE_U.B4	IE_U.C4	IE_U.D4

Profile Designer iPhysio®

Healing, impression and temporary prosthesis

	Compatible implant system	Profile Designer iPhysio®					Temporary abutment
		Shape	Height 1	Height 2	Height 3	Height 4	
Anthogyr®	Axiom® REG, PX and X3	A	AAX_I.A1	AAX_I.A2	AAX_I.A3	AAX_I.A4	AAX_IPPC
		B	AAX_I.B1	AAX_I.B2	AAX_I.B3	AAX_I.B4	
		C	AAX_I.C1	AAX_I.C2	AAX_I.C3	AAX_I.C4	
		D	AAX_I.D1	AAX_I.D2	AAX_I.D3	AAX_I.D4	

Extractors

Recommended for removal of the Profile Designers on Anthogyr® Axiom® implants, owing to the closed conicity of these connections.

	Compatible implant system	Extractor
Anthogyr®	Axiom® REG, PX and X3	CEP_16.175

Esthetibase interfaces

For the realization of personalized prosthesis (CAD-CAM) in zirconia, PMMA, e.max

Correspondance for the height of the esthetibase						
iPhysio®	Height	1	2	3	4	
	Shape	A, B,C and D	A, B,C and D	A, B,C and D	C	A, B and D
Esthetibase height		h 1	h 2	h 2	h 2	-

	Compatible implant system	h 1	h 2	Screw
Non-rotational esthetibase interface				
Anthogyr®	Axiom® REG, PX and X3	ANT_AX.PTO1	ANT_AX.PTO2	NVP_E35

Pre-milled

For the realization of your abutments or abutments in titanium.

	Compatible implant system	Reference	Screw
Anthogyr®	Axiom® REG, PX and X3	ANT_PP.AX	ANT_VP.16.65

iPhysio® Try In Profile Designer Kit

- To select the height and shape of the Profile Designer iPhysio® for your clinical case
- The kit can be sterilized and reused

Reference	KIE_3N

Try in Profile Designer sold per unit

- Can be sterilized and reused

		Shape				
		A	B	C	D	E
Height 1		NCI_IE.A1	NCI_IE.B1	NCI_IE.C1	NCI_IE.D1	NCI_IE.E1
Height 2		NCI_IE.A2	NCI_IE.B2	NCI_IE.C2	NCI_IE.D2	NCI_IE.E2
Height 3		NCI_IE.A3	-	-	NCI_IE.D3	-
Height 4		NCI_IE.A4	NCI_IE.B4	NCI_IE.C4	NCI_IE.D4	NCI_IE.E4
SHORT						
Height 2		-	NCI_IE.B2S	NCI_IE.C2S	-	NCI_IE.E2S
Height 3		-	NCI_IE.B3S	NCI_IE.C3S	-	NCI_IE.E3S
ANGULATED						
Height 2	10°	NCI_IE.A2.10	-	-	-	-
	20°	NCI_IE.A2.20	-	-	-	-

Profile Designer iPhysio®

Healing, impression and temporary prosthesis

	Compatible implant system	iPhysio® Profile Designer					Temporary abutment
		Shape	Height 1	Height 2	Height 3	Height 4	
Astra Tech®	OsseoSpeed™ TX Ø 3.5 and Ø 4 : Ocean or Aqua connection	A	NCI_I.A1	NCI_I.A2	NCI_I.A3	NCI_I.A4	NCI_IPPC
		B	NCI_I.B1	NCI_I.B2	-	NCI_I.B4	
		C	NCI_I.C1	NCI_I.C2	-	NCI_I.C4	
		D	NCI_I.D1	NCI_I.D2	NCI_I.D3	NCI_I.D4	
		E	NCI_I.E1	NCI_I.E2	-	NCI_I.E4	
	SHORT			2 S	3 S		
Astra Tech®	OsseoSpeed™ TX Ø 3.5 and Ø 4 : Ocean or Aqua connection	B-Short	-	NCI_I.B2S	NCI_I.B3S	-	NCI_IPPC
		C-Short	-	NCI_I.C2S	NCI_I.C3S	-	
		E-Short	-	NCI_I.E2S	NCI_I.E3S	-	
	ANGULATED						
Astra Tech®	OsseoSpeed™ TX Ø 3.5 and Ø 4 : Ocean or Aqua connexion	A-10°	-	NCI_I.A2.10	-	-	NCI_IPPC
		A-20°	-	NCI_I.A2.20	-	-	

Esthetibase interfaces

For the realization of personalized prosthesis (CAD-CAM) in zirconia, PMMA, e.max

Correspondance for the height of the esthetibase

iPhysio®	Height	1		2		3		4					
	Shape	A and D	B, C and E	A and D	B, C and E	A and D	B, C and E	A	B and E		C		D
Esthetibase height		h 1		h 2		h 3		h 3 or h 4	h 3	h 4	h 3	h 3 or h 4	h3
Esthetibase diameter		Ø4	Ø5	Ø4	Ø5	Ø4	Ø5	Ø4	Ø4	Ø5	Ø4	Ø5	Ø4

	Compatible implant system		h 1	h 2	h 3	h 4	Screw
Non-rotational esthetibase interface							
Astra Tech®	OsseoSpeed™ TX Ø 3.5 and Ø 4 : Ocean or Aqua connection	Ø4	NPC_PTO40.06	NPC_PTO40.16	NPC_PTO40.26	NPC_PTO40.36	NVP_E35
		Ø5	NPC_PTO45.1	NPC_PTO45.2	NPC_PTO45.3	NPC_PTO45.4	NVP_E35

	Compatible implant system	h 1	h 2	h 3	h 4	Screw
Angulated esthetibase interface						
Astra Tech®	OsseoSpeed™ TX Ø 3.5 and Ø 4 : Ocean or Aqua connection	-	NPC_PTOA40.16.10	-	-	NVP_PTOA35
		-	NPC_PTOA40.16.20	-	-	NVP_PTOA35

	Compatible implant system	h 1	h 2	h 3	h 4	Screw
Rotational esthetibase interface						
Astra Tech®	OsseoSpeed™ TX Ø 3.5 and Ø 4 : Ocean or Aqua connection	NPC_PTC40.06	NPC_PTC40.16	NPC_PTC40.26	NPC_PTC40.36	NVP_E35

Pre-milled

For the realization of your abutments or abutments in titanium.

	Compatible implant system	Reference	Screw
Astra Tech®	OsseoSpeed™ TX Ø 3.5 and Ø 4 : Ocean or Aqua connection	NPS_PER.35	NVP_35

iPhysio® Try In Profile Designer Kit

- To select the height and shape of the Profi le Designer iPhysio® for your clinical case
- The kit can be sterilized and reused

Reference	KIE_U

Try in Profile Designer sold per unit

- Can be sterilized and reused

	Forme			
	A	B	C	D
Height 1	IE_U.A1	IE_U.B1	IE_U.C1	IE_U.D1
Height 2	IE_U.A2	IE_U.B2	IE_U.C2	IE_U.D2
Height 3	IE_U.A3	IE_U.B3	IE_U.C3	IE_U.D3
Height 4	IE_U.A4	IE_U.B4	IE_U.C4	IE_U.D4

Profile Designer iPhysio®

Healing, impression and temporary prosthesis

	Compatible implant system	iPhysio® Profile Designer					Temporary abutment
		Forme	Height 1	Height 2	Height 3	Height 4	
BioHorizons®	IInternal, Tapered Internal, Tapered Plus : Ø 3.5 yellow platform	A	ZSC35_I.A1	ZSC35_I.A2	ZSC35_I.A3	ZSC35_I.A4	ZSC_IPPC
		B	ZSC35_I.B1	ZSC35_I.B2	ZSC35_I.B3	ZSC35_I.B4	
		C	ZSC35_I.C1	ZSC35_I.C2	ZSC35_I.C3	ZSC35_I.C4	
		D	ZSC35_I.D1	ZSC35_I.D2	ZSC35_I.D3	ZSC35_I.D4	
	Internal, Tapered Internal, Tapered Plus : Ø 4.5 green platform	B	ZSC45_I.B1	ZSC45_I.B2	ZSC45_I.B3	ZSC45_I.B4	ZSC_IPPC
		C	ZSC45_I.C1	ZSC45_I.C2	ZSC45_I.C3	ZSC45_I.C4	
		D	ZSC45_I.D1	ZSC45_I.D3	ZSC45_I.D3	ZSC45_I.D4	

Esthetibase interfaces

For the realization of personalized prosthesis (CAD-CAM) in zirconia, PMMA, e.max

Correspondance for the height of the esthetibase

iPhysio®	Height	1	2	3	4
	Forme	A, B, C and D	A, B, C and D	A, B, C and D	A, B, C and D
Esthetibase height		h 1	h 1	h 1 or h 2	h 1 or h 2

	Compatible implant system	h 1	h 2	Screw
Non-rotational esthetibase interface				
BioHorizons®	Internal, Tapered Internal, Tapered Plus : Ø 3.5 yellow platform	ZIM_SC.35.PTO	ZIM_SC.35.PTO2	TEK_VP.18.65
	Internal, Tapered Internal, Tapered Plus : Ø 4.5 green platform	ZIM_SC.45.PTO	ZIM_SC.45.PTO2	TEK_VP.18.65
Rotational esthetibase interface				
BioHorizons®	Internal, Tapered Internal, Tapered Plus : Ø 3.5 yellow platform	ZIM_SC.35.PTC	-	TEK_VP.18.65
	Internal, Tapered Internal, Tapered Plus : Ø 4.5 green platform	ZIM_SC.45.PTC	-	TEK_VP.18.65

Pre-milled

For the realization of your abutments or abutments in titanium.

	Compatible implant system	Reference	Screw
BioHorizons®	Internal, Tapered Internal, Tapered Plus : Ø 3.5 yellow platform	ZIM_SC.35.PP	TEK_VP.18.65
	Internal, Tapered Internal, Tapered Plus : Ø 4.5 green platform	ZIM_SC.45.PP	TEK_VP.18.65

iPhysio® Try In Profile Designer Kit

- To select the height and shape of the Profile Designer iPhysio® for your clinical case
- The kit can be sterilized and reused

Reference	KIE_U

Try in Profile Designer sold per unit

- Can be sterilized and reused

	Shape			
	A	B	C	D
Height 1	IE_U.A1	IE_U.B1	IE_U.C1	IE_U.D1
Height 2	IE_U.A2	IE_U.B2	IE_U.C2	IE_U.D2
Height 3	IE_U.A3	IE_U.B3	IE_U.C3	IE_U.D3
Height 4	IE_U.A4	IE_U.B4	IE_U.C4	IE_U.D4

Profile Designer iPhysio®

Healing, impression and temporary prosthesis

	Compatible implant system	Profile Designer iPhysio®					Temporary abutment
		Shape	Height 1	Height 2	Height 3	Height 4	
Biotech Dental®	Kontact®, Kontact S® Ø 3.6 - Ø 4.2 - Ø 4.8 and Ø 5.4	A	BKO_I.A1	BKO_I.A2	BKO_I.A3	BKO_I.A4	BKO_IPPC
		B	BKO_I.B1	BKO_I.B2	BKO_I.B3	BKO_I.B4	
		C	BKO_I.C1	BKO_I.C2	BKO_I.C3	BKO_I.C4	
		D	BKO_I.D1	BKO_I.D2	BKO_I.D3	BKO_I.D4	

Extractors

Recommended for removal of the Profile Designers on Kontact®, Kontact S® implants, owing to the closed conicity of these connections.

	Compatible implant system	Extractor
Biotech Dental®	Kontact®	CEP_14.175

Esthetibase interfaces

For the realization of personalized prosthesis (CAD-CAM) in zirconia, PMMA, e.max

Correspondance for the height of the esthetibase						
iPhysio®	Height	1	2	3	4	
	Shape	A, B,C and D	A, B,C and D	A, B,C and D	C	A, B and D
Esthetibase height		h 1	h 2	h 2	h 2	-

	Compatible implant system	h 1	h 2	Screw
Non-rotational esthetibase interface				
Biotech Dental®	Kontact®, Kontact S® Ø 3.6 - Ø 4.2 - Ø 4.8 and Ø 5.4	BTH_KO.X.PTO	BTH_KO.X.PTO2	NVP_31

Pre-milled

For the realization of your abutments or abutments in titanium.

	Compatible implant system	Reference	Screw
Biotech Dental®	Kontact®, Kontact S® Ø 3.6 - Ø 4.2 - Ø 4.8 and Ø 5.4	BTH_KO.X.PP	NVP_31

iPhysio® Try In Profile Designer Kit

- To select the height and shape of the Profile Designer iPhysio® for your clinical case
- The kit can be sterilized and reused

Reference	KIE_3N

Try in Profile Designer sold per unit

- Can be sterilized and reused

		Shape				
		A	B	C	D	E
Height 1		NCI_IE.A1	NCI_IE.B1	NCI_IE.C1	NCI_IE.D1	NCI_IE.E1
Height 2		NCI_IE.A2	NCI_IE.B2	NCI_IE.C2	NCI_IE.D2	NCI_IE.E2
Height 3		NCI_IE.A3	-	-	NCI_IE.D3	-
Height 4		NCI_IE.A4	NCI_IE.B4	NCI_IE.C4	NCI_IE.D4	NCI_IE.E4
SHORT						
Height 2		-	NCI_IE.B2S	NCI_IE.C2S	-	NCI_IE.E2S
Height 3		-	NCI_IE.B3S	NCI_IE.C3S	-	NCI_IE.E3S
ANGULATED						
Height 2	10°	NCI_IE.A2.10	-	-	-	-
	20°	NCI_IE.A2.20	-	-	-	-

Profile Designer iPhysio®

Healing, impression and temporary prosthesis

	Compatible implant system	iPhysio® Profile Designer					Temporary abutment
		Shape	Height 1	Height 2	Height 3	Height 4	
Easy Implant®	Master-C, Master-S : Ocean connection	A	NCI_I.A1	NCI_I.A2	NCI_I.A3	NCI_I.A4	NCI_IPPC
		B	NCI_I.B1	NCI_I.B2	-	NCI_I.B4	
		C	NCI_I.C1	NCI_I.C2	-	NCI_I.C4	
		D	NCI_I.D1	NCI_I.D2	NCI_I.D3	NCI_I.D4	
		E	NCI_I.E1	NCI_I.E2	-	NCI_I.E4	
	SHORT			2 S	3 S		
Easy Implant®	OsseoSpeed™ TX Ø 3.5 and Ø 4 : Ocean or Aqua connection	B-Short	-	NCI_I.B2S	NCI_I.B3S	-	NCI_IPPC
		C-Short	-	NCI_I.C2S	NCI_I.C3S	-	
		E-Short	-	NCI_I.E2S	NCI_I.E3S	-	
	ANGULATED						
Easy Implant®	Master-C, Master-S : Ocean connection	A-10°	-	NCI_I.A2.10	-	-	NCI_IPPC
		A-20°	-	NCI_I.A2.20	-	-	

Esthetibase interfaces

For the realization of personalized prosthesis (CAD-CAM) in zirconia, PMMA, e.max

Correspondance for the height of the esthetibase													
iPhysio®	Height	1		2		3		4					
	Shape	A and D	B, C and E	A and D	B, C and E	A and D	B, C and E	A	B and E		C		D
Esthetibase height		h 1		h 2		h 3		h 3 or h 4	h 3	h 4	h 3	h 3 or h 4	h3
Esthetibase diameter		Ø4	Ø5	Ø4	Ø5	Ø4	Ø5	Ø4	Ø4	Ø5	Ø4	Ø5	Ø4

	Compatible implant system		h 1	h 2	h 3	h 4	Screw
Non-rotational esthetibase interface							
Easy Implant®	Master-C, Master-S : Ocean connection	Ø4	NPC_PTO40.06	NPC_PTO40.16	NPC_PTO40.26	NPC_PTO40.36	NVP_E35
		Ø5	NPC_PTO45.1	NPC_PTO45.2	NPC_PTO45.3	NPC_PTO45.4	NVP_E35

	Compatible implant system	h 1	h 2	h 3	h 4	Screw
Angulated esthetibase interface						
Easy Implant®	Master-C, Master-S : Ocean connection	-	NPC_PTOA40.16.10	-	-	NVP_PTOA35
		-	NPC_PTOA40.16.20	-	-	NVP_PTOA35

	Compatible implant system	h 1	h 2	h 3	h 4	Screw
Rotational esthetibase interface						
Easy Implant®	Master-C, Master-S : Ocean connection	NPC_PTC40.06	NPC_PTC40.16	NPC_PTC40.26	NPC_PTC40.36	NVP_E35

Pre-milled

For the realization of your abutments or abutments in titanium.

	Compatible implant system	Reference	Screw
Easy Implant®	Master-C, Master-S : Ocean connection	NPS_PER.35	NVP_35

iPhysio® Try In Profile Designer Kit

- To select the height and shape of the Profile Designer iPhysio® for your clinical case
- The kit can be sterilized and reused

Reference	KIE_U

Try in Profile Designer sold per unit

- Can be sterilized and reused

	Forme			
	A	B	C	D
Height 1	IE_U.A1	IE_U.B1	IE_U.C1	IE_U.D1
Height 2	IE_U.A2	IE_U.B2	IE_U.C2	IE_U.D2
Height 3	IE_U.A3	IE_U.B3	IE_U.C3	IE_U.D3
Height 4	IE_U.A4	IE_U.B4	IE_U.C4	IE_U.D4

Profile Designer iPhysio®

Healing, impression and temporary prosthesis

	Compatible implant system	iPhysio® Profile Designer			Temporary abutment
		Shape	Height 1	Height 3	
Global D®	In-Kone® Universal and Primo: plateform ST	A	GIK_I.A1	GIK_I.A3	GIK_IPPC
		B	GIK_I.B1	GIK_I.B3	
		C	GIK_I.C1	GIK_I.C3	

Extractors

Recommended for removal of the Profile Designers on Global D® In-Kone® implants, owing to the closed conicity of these connections.

	Compatible implant system	Extractor
Global D®	In-Kone®	CEP_18.175

Esthetibase interfaces

For the realization of personalized prosthesis (CAD-CAM) in zirconia, PMMA, e.max

Correspondance for the height of the esthetibase			
iPhysio®	Height	1	3
	Shape	A, B and C	A, B and C
Esthetibase height		h 1	h 2

	Compatible implant system	h 1	h 3	Screw
Non-rotational esthetibase interface				
Global D®	In-Kone® Universal and Primo: plateform ST	TEK_PTO.INK	TEK_PTO.INK2	TEK_VP.18.65

Pre-milled

For the realization of your abutments or abutments in titanium.

	Compatible implant system	Reference	Screw
Global D®	In-Kone® Universal and Primo: plateform ST	TEK_PP.IN	TEK_VP.18.65

iPhysio® Try In Profile Designer Kit

- To select the height and shape of the Profile Designer iPhysio® for your clinical case
- The kit can be sterilized and reused

Reference	KIE_U

Try in Profile Designer sold per unit

- Can be sterilized and reused

	Forme			
	A	B	C	D
Height 1	IE_U.A1	IE_U.B1	IE_U.C1	IE_U.D1
Height 2	IE_U.A2	IE_U.B2	IE_U.C2	IE_U.D2
Height 3	IE_U.A3	IE_U.B3	IE_U.C3	IE_U.D3
Height 4	IE_U.A4	IE_U.B4	IE_U.C4	IE_U.D4

Profile Designer iPhysio®

Healing, impression and temporary prosthesis

	Compatible implant system	iPhysio® Profile Designer					Temporary abutment
		Shape	Height 1	Height 2	Height 3	Height 4	
Implant Direct™	Legacy® : Ø 3.5 green platform	A	ZSC35_I.A1	ZSC35_I.A2	ZSC35_I.A3	ZSC35_I.A4	ZSC_IPPC
		B	ZSC35_I.B1	ZSC35_I.B2	ZSC35_I.B3	ZSC35_I.B4	
		C	ZSC35_I.C1	ZSC35_I.C2	ZSC35_I.C3	ZSC35_I.C4	
		D	ZSC35_I.D1	ZSC35_I.D2	ZSC35_I.D3	ZSC35_I.D4	
	Legacy® : Ø 4.5 purple platform	B	ZSC45_I.B1	ZSC45_I.B2	ZSC45_I.B3	ZSC45_I.B4	ZSC_IPPC
		C	ZSC45_I.C1	ZSC45_I.C2	ZSC45_I.C3	ZSC45_I.C4	
		D	ZSC45_I.D1	ZSC45_I.D2	ZSC45_I.D3	ZSC45_I.D4	
	InterActiveTM Ø 3.2 and Ø 3.7 : Ø 3 purple platform	A	NCCN_I.A1	NCCN_I.A2	NCCN_I.A3	NCCN_I.A4	NCCN_IPPC
		B	NCCN_I.B1	NCCN_I.B2	NCCN_I.B3	NCCN_I.B4	
		D	NCCN_I.D1	NCCN_I.D2	NCCN_I.D3	NCCN_I.D4	
	InterActiveTM Ø 4.7 and Ø 5 : Ø 3.4 yellow platform	B	NCCR_I.B1	NCCR_I.B2	NCCR_I.B3	NCCR_I.B4	NCCR_IPPC
		C	NCCR_I.C1	NCCR_I.C2	NCCR_I.C3	NCCR_I.C4	
		D	NCCR_I.D1	NCCR_I.D2	NCCR_I.D3	NCCR_I.D4	

Esthetibase interfaces

For the realization of personalized prosthesis (CAD-CAM) in zirconia, PMMA, e.max

Correspondance for the height of the esthetibase					
iPhysio®	Height	1	2	3	4
	Forme	A, B, C and D	A, B, C and D	A, B, C and D	A, B, C and D
Esthetibase height		h 1	h 1	h 1 or h 2	h 1 or h 2

	Compatible implant system	h 1	h 2	Screw
Non-rotational esthetibase interface				
Implant Direct™	Legacy® : Ø 3.5 green platform	ZIM_SC.35.PTO	ZIM_SC.35.PTO2	TEK_VP.18.65
	Legacy® : Ø 4.5 purple platform	ZIM_SC.45.PTO	ZIM_SC.45.PTO2	TEK_VP.18.65
	InterActive™ Ø 3.2 and Ø 3.7 : Ø 3 purple platform	NOB_AC.N.PTO	NOB_AC.N.PTO2	NVP_E35
	InterActive™ Ø 4.7 and Ø 5 : Ø 3.4 yellow platform	NOB_AC.R.PTO	NOB_AC.R.PTO2	NVP_20.85
Rotational esthetibase interface				
Implant Direct™	Legacy® : Ø 3.5 green platform	ZIM_SC.35.PTC	-	TEK_VP.18.65
	Legacy® : Ø 4.5 purple platform	ZIM_SC.45.PTC	-	TEK_VP.18.65
	InterActive™ Ø 3.2 and Ø 3.7 : Ø 3 purple platform	NOB_AC.N.PTC	-	NVP_E35
	InterActive™ Ø 4.7 and Ø 5 : Ø 3.4 yellow platform	NOB_AC.R.PTC	-	NVP_20.85

Pre-milled

For the realization of your abutments or abutments in titanium.

	Compatible implant system	Reference	Screw
Implant Direct™	Legacy® : Ø 3.5 green platform	ZIM_SC.35.PP	TEK_VP.18.65
	Legacy® : Ø 4.5 purple platform	ZIM_SC.45.PP	TEK_VP.18.65
	InterActive™ Ø 3.2 and Ø 3.7 : Ø 3 purple platform	NOB_AC.N.PP	NVP_35
	InterActive™ Ø 4.7 and Ø 5 : Ø 3.4 yellow platform	NOB_AC.R.PP	NVP_20.85

iPhysio® Try In Profile Designer Kit

- To select the height and shape of the Profile Designer iPhysio® for your clinical case
- The kit can be sterilized and reused

Reference	KIE_U

Try in Profile Designer sold per unit

- Can be sterilized and reused

	Forme			
	A	B	C	D
Height 1	IE_U.A1	IE_U.B1	IE_U.C1	IE_U.D1
Height 2	IE_U.A2	IE_U.B2	IE_U.C2	IE_U.D2
Height 3	IE_U.A3	IE_U.B3	IE_U.C3	IE_U.D3
Height 4	IE_U.A4	IE_U.B4	IE_U.C4	IE_U.D4

Profile Designer iPhysio®

Healing, impression and temporary prosthesis

	Compatible implant system	iPhysio® Profile Designer					Temporary abutment
		Shape	Height 1	Height 2	Height 3	Height 4	
Mis®	SEVEN® and M4® Ø 3.75 – Ø 4.2 : hexagonal internal - purple standard platform (SP)	A	ZSC35_I.A1	ZSC35_I.A2	ZSC35_I.A3	ZSC35_I.A4	ZSC_IPPC
		B	ZSC35_I.B1	ZSC35_I.B2	ZSC35_I.B3	ZSC35_I.B4	
		C	ZSC35_I.C1	ZSC35_I.C2	ZSC35_I.C3	ZSC35_I.C4	
		D	ZSC35_I.D1	ZSC35_I.D2	ZSC35_I.D3	ZSC35_I.D4	
	SEVEN® and M4® Ø 5 – Ø 6 : hexagonal internal - green wide platform (WP)	B	ZSC45_I.B1	ZSC45_I.B2	ZSC45_I.B3	ZSC45_I.B4	ZSC_IPPC
		C	ZSC45_I.C1	ZSC45_I.C2	ZSC45_I.C3	ZSC45_I.C4	
		D	ZSC45_I.D1	ZSC45_I.D2	ZSC45_I.D3	ZSC45_I.D4	

Esthetibase interfaces

For the realization of personalized prosthesis (CAD-CAM) in zirconia, PMMA, e.max

Correspondance for the height of the esthetibase					
iPhysio®	Height	1	2	3	4
	Forme	A, B, C and D	A, B, C and D	A, B, C and D	A, B, C and D
Esthetibase height		h 1	h 1	h 1 or h 2	h 1 or h 2

	Compatible implant system	h 1	h 2	Screw
Non-rotational esthetibase interface				
Mis®	SEVEN® and M4® Ø 3.75 – Ø 4.2 : hexagonal internal - purple standard platform (SP)	ZIM_SC.35.PTO	ZIM_SC.35.PTO2	TEK_VP.18.65
	SEVEN® and M4® Ø 5 – Ø 6 : hexagonal internal - green wide platform (WP)	ZIM_SC.45.PTO	ZIM_SC.45.PTO2	TEK_VP.18.65
Rotational esthetibase interface				
Mis®	SEVEN® and M4® Ø 3.75 – Ø 4.2 : hexagonal internal - purple standard platform (SP)	ZIM_SC.35.PTC	-	TEK_VP.18.65
	SEVEN® and M4® Ø 5 – Ø 6 : hexagonal internal - green wide platform (WP)	ZIM_SC.45.PTC	-	TEK_VP.18.65

Pre-milled

For the realization of your abutments or abutments in titanium.

	Compatible implant system	Reference	Screw
Mis®	SEVEN® and M4® Ø 3.75 – Ø 4.2 : hexagonal internal - purple standard platform (SP)	ZIM_SC.35.PP	TEK_VP.18.65
	SEVEN® and M4® Ø 5 – Ø 6 : hexagonal internal - green wide platform (WP)	ZIM_SC.45.PP	TEK_VP.18.65

iPhysio® Try In Profile Designer Kit

- To select the height and shape of the Profile Designer iPhysio® for your clinical case
- The kit can be sterilized and reused

Reference	KIE_U

Try in Profile Designer sold per unit

- Can be sterilized and reused

	Forme			
	A	B	C	D
Height 1	IE_U.A1	IE_U.B1	IE_U.C1	IE_U.D1
Height 2	IE_U.A2	IE_U.B2	IE_U.C2	IE_U.D2
Height 3	IE_U.A3	IE_U.B3	IE_U.C3	IE_U.D3
Height 4	IE_U.A4	IE_U.B4	IE_U.C4	IE_U.D4

Profile Designer iPhysio®

Healing, impression and temporary prosthesis

	Compatible implant system	iPhysio® Profile Designer					Temporary abutment
		Shape	Height 1	Height 2	Height 3	Height 4	
Nobel Biocare®	NobelActive®, NobelReplace® CC and NobelParallel™ CC : NP	A	NCCN_I.A1	NCCN_I.A2	NCCN_I.A3	NCCN_I.A4	NCCN_IPPC
		B	NCCN_I.B1	NCCN_I.B2	NCCN_I.B3	NCCN_I.B4	
		D	NCCN_I.D1	NCCN_I.D2	NCCN_I.D3	NCCN_I.D4	
	NobelActive®, NobelReplace® CC and NobelParallel™ CC : RP	B	NCCR_I.B1	NCCR_I.B2	NCCR_I.B3	NCCR_I.B4	NCCR_IPPC
		C	NCCR_I.C1	NCCR_I.C2	NCCR_I.C3	NCCR_I.C4	
		D	NCCR_I.D1	NCCR_I.D2	NCCR_I.D3	NCCR_I.D4	

MULTI-UNIT

Nobel Biocare®	Rotational Multi-Unit Abutment : NP, RP	B	-	UPV_I.B2	-	UPV_I.B4	UPV_IPPC
		D	-	UPV_I.D2	-	UPV_I.D4	

Esthetibase interfaces

For the realization of personalized prosthesis (CAD-CAM) in zirconia, PMMA, e.max

Correspondance for the height of the esthetibase					
iPhysio®	Height	1	2	3	4
	Forme	A, B, C and D	A, B, C and D	A, B, C and D	A, B, C and D
Esthetibase height		h 1	h 1	h 1 or h 2	h 1 or h 2

	Compatible implant system	h 1	h 2	Screw
Non-rotational esthetibase interface				
Nobel Biocare®	NobelActive®, NobelReplace® CC and NobelParallel™ CC : NP	NOB_AC.N.PTO	NOB_AC.N.PTO2	NVP_E35
	NobelActive®, NobelReplace® CC and NobelParallel™ CC : RP	NOB_AC.R.PTO	NOB_AC.R.PTO2	NVP_20.85
Rotational esthetibase interface				
Nobel Biocare®	NobelActive®, NobelReplace® CC and NobelParallel™ CC : NP	NOB_AC.N.PTC	-	NVP_E35
	NobelActive®, NobelReplace® CC and NobelParallel™ CC : RP	NOB_AC.R.PTC	-	NVP_20.85

	Compatible implant system		Single height
Esthetibase interface MULTI-UNIT			
Nobel Biocare®	Multi-Unit Abutment : NP, RP	Rotational	UPV_PTCC

Pre-milled

For the realization of your abutments or abutments in titanium.

	Compatible implant system	Reference	Screw
Nobel Biocare®	NobelActive®, NobelReplace® CC and NobelParallel™ CC : NP	NOB_AC.N.PP	NVP_35
	NobelActive®, NobelReplace® CC and NobelParallel™ CC : RP	NOB_AC.R.PP	NVP_20.85

iPhysio® Try In Profile Designer Kit

- To select the height and shape of the Profile Designer iPhysio® for your clinical case
- The kit can be sterilized and reused

Reference	KIE_U

Try in Profile Designer sold per unit

- Can be sterilized and reused

	Forme			
	A	B	C	D
Height 1	IE_U.A1	IE_U.B1	IE_U.C1	IE_U.D1
Height 2	IE_U.A2	IE_U.B2	IE_U.C2	IE_U.D2
Height 3	IE_U.A3	IE_U.B3	IE_U.C3	IE_U.D3
Height 4	IE_U.A4	IE_U.B4	IE_U.C4	IE_U.D4

Profile Designer iPhysio®

Healing, impression and temporary prosthesis

	Compatible implant system	iPhysio® Profile Designer					Temporary abutment
		Shape	Heigh 1	Heigh 2	Heigh 3	Heigh 4	
Straumann®	Bone Level (BL) and Bone Level Tapered (BLT) Ø 3.3 : CrossFit NC connection	A	SBLN_I.A1	SBLN_I.A2	SBLN_I.A3	SBLN_I.A4	SBL_IPPC
		B	SBLN_I.B1	SBLN_I.B2	SBLN_I.B3	SBLN_I.B4	
		D	SBLN_I.D1	SBLN_I.D2	SBLN_I.D3	SBLN_I.D4	
	Bone Level (BL) and Bone Level Tapered (BLT) Ø 4.1 and Ø 4.8 : CrossFit® RC connection	B	SBLR_I.B1	SBLR_I.B2	SBLR_I.B3	SBLR_I.B4	SBL_IPPC
		C	SBLR_I.C1	SBLR_I.C2	SBLR_I.C3	SBLR_I.C4	
		D	SBLR_I.D1	SBLR_I.D2	SBLR_I.D3	SBLR_I.D4	
	BLX TorcFit™ : RB & WB	A	-	SBLX_I.A2	SBLX_I.A3	SBLX_I.A4	SBLX_IPPC
		B	-	SBLX_I.B2	SBLX_I.B3	SBLX_I.B4	
		C	-	SBLX_I.C2	SBLX_I.C3	SBLX_I.C4	
		D	-	SBLX_I.D2	SBLX_I.D3	SBLX_I.D4	
	Soft Tissue Level® : Standard (S), Standard Plus (SP), Tapered Effect (TE) : synOcta® RN connection	D	STL_IR2 (single height)				STL_IPPC
	Soft Tissue Level® : Standard (S), Standard Plus (SP), Tapered Effect (TE) : synOcta® WN connection	C	STL_IW2 (single height)				STL_IPPC

Esthetibase interfaces

For the realization of personalized prosthesis (CAD-CAM) in zirconia, PMMA, e.max

Correspondance for the height of the esthetibase					
iPhysio®	Height	1	2	3	4
	Forme	A, B, C and D	A, B, C and D	A, B, C and D	A, B, C and D
Esthetibase height		h 1	h 1	h 1 or h 2	h 1 or h 2

	Compatible implant system	h 1	h 2	Screw
Non-rotational esthetibase interface				
Straumann®	Bone Level (BL) and Bone Level Tapered (BLT) Ø 3.3 : CrossFit NC connection	STR_BL.N.PTO	STR_BL.N.PTO2	CPV_VC16.100
	Bone Level (BL) and Bone Level Tapered (BLT) Ø 4.1 et Ø 4.8 : CrossFit® RC connection	STR_BL.R.PTO	STR_BL.R.PTO2	CPV_VC16.100
	Soft Tissue Level® : Standard (S), Standard Plus (SP), Tapered Effect (TE) : synOcta® RN connection	APCC_PTO.48	-	APS_VF20.93
	Soft Tissue Level® : Standard (S), Standard Plus (SP), Tapered Effect (TE) : synOcta® WN connection	APCC_PTO.65	-	APS_VF20.93

	Compatible implant system	h 1	Screw
Rotational esthetibase interface			
Straumann®	Bone Level (BL) and Bone Level Tapered (BLT) Ø 3.3 : CrossFit® NC connection	STR_BL.N.PTC	CPV_VC16.100
	Bone Level (BL) and Bone Level Tapered (BLT) Ø 4.1 and Ø 4.8 : CrossFit® RC connection	STR_BL.R.PTC	CPV_VC16.100
	Soft Tissue Level® : Standard (S), Standard Plus (SP), Tapered Effect (TE) : synOcta® RN connection	APCC_PTC.48	APS_VF20.93
	Soft Tissue Level® : Standard (S), Standard Plus (SP), Tapered Effect (TE) : SynOcta® WN connection	APCC_PTC.65	APS_VF20.93

Pre-milled

For the realization of your abutments or abutments in titanium.

	Compatible implant system	Reference	Screw
Straumann®	Bone Level (BL) and Bone Level Tapered (BLT) Ø 3.3 : CrossFit NC connection	STR_BL.N.PP	CPV_VC16.100
	Bone Level (BL) and Bone Level Tapered (BLT) Ø 4.1 and Ø 4.8 : CrossFit® RC connection	STR_BL.R.PP	CPV_VC16.100
	BLX TorcFit™ : RB and WB	STR_BLX.PP	SBLX_IVPC (laboratory screw)
	Soft Tissue Level® : Standard (S), Standard Plus (SP), Tapered Effect (TE) : synOcta® RN connection	APS_PER.48	APS_VF20.93
	Soft Tissue Level® : Standard (S), Standard Plus (SP), Tapered Effect (TE) : synOcta® WN connection	APS_PER.65	APS_VF20.93

iPhysio® Try In Profile Designer Kit

- To select the height and shape of the Profile Designer iPhysio® for your clinical case
- The kit can be sterilized and reused

Reference	KIE_U

Try in Profile Designer sold per unit

- Can be sterilized and reused

	Forme			
	A	B	C	D
Height 1	IE_U.A1	IE_U.B1	IE_U.C1	IE_U.D1
Height 2	IE_U.A2	IE_U.B2	IE_U.C2	IE_U.D2
Height 3	IE_U.A3	IE_U.B3	IE_U.C3	IE_U.D3
Height 4	IE_U.A4	IE_U.B4	IE_U.C4	IE_U.D4

Profile Designer iPhysio®

Healing, impression and temporary prosthesis

	Compatible implant system	iPhysio® Profile Designer					Temporary abutment
		Shape	Height 1	Height 2	Height 3	Height 4	
ZimVie®	Tapered Screw-Vent®, Trabecular Metal™, TSX™ : Ø 3.5 green platform	A	ZSC35_I.A1	ZSC35_I.A2	ZSC35_I.A3	ZSC35_I.A4	ZSC_IPPC
		B	ZSC35_I.B1	ZSC35_I.B2	ZSC35_I.B3	ZSC35_I.B4	
		C	ZSC35_I.C1	ZSC35_I.C2	ZSC35_I.C3	ZSC35_I.C4	
		D	ZSC35_I.D1	ZSC35_I.D2	ZSC35_I.D3	ZSC35_I.D4	
	Tapered Screw-Vent®, Trabecular Metal™, TSX™ : Ø 4.5 purple platform	B	ZSC45_I.B1	ZSC45_I.B2	ZSC45_I.B3	ZSC45_I.B4	ZSC_IPPC
		C	ZSC45_I.C1	ZSC45_I.C2	ZSC45_I.C3	ZSC45_I.C4	
		D	ZSC45_I.D1	ZSC45_I.D2	ZSC45_I.D3	ZSC45_I.D4	

Esthetibase interfaces

For the realization of personalized prosthesis (CAD-CAM) in zirconia, PMMA, e.max

Correspondance for the height of the esthetibase					
iPhysio®	Height	1	2	3	4
	Forme	A, B, C and D	A, B, C and D	A, B, C and D	A, B, C and D
Esthetibase height		h 1	h 1	h 1 or h 2	h 1 or h 2

	Compatible implant system	h 1	h 2	Screw
Non-rotational esthetibase interface				
ZimVie®	Tapered Screw-Vent®, Trabecular Metal™, TSX™ : Ø 3.5 green platform	ZIM_SC.35.PTO	ZIM_SC.35.PTO2	TEK_VP.18.65
	Tapered Screw-Vent®, Trabecular Metal™, TSX™ : Ø 4.5 purple platform	ZIM_SC.45.PTO	ZIM_SC.45.PTO2	TEK_VP.18.65
Rotational esthetibase interface				
ZimVie®	Tapered Screw-Vent®, Trabecular Metal™, TSX™ : Ø 3.5 green platform	ZIM_SC.35.PTC	-	TEK_VP.18.65
	Tapered Screw-Vent®, Trabecular Metal™, TSX™ : Ø 4.5 purple platform	ZIM_SC.45.PTC	-	TEK_VP.18.65

Pre-milled

For the realization of your abutments or abutments in titanium.

	Compatible implant system	Reference	Screw
ZimVie®	Tapered Screw-Vent®, Trabecular Metal™, TSX™ : Ø 3.5 green platform	ZIM_SC.35.PP	TEK_VP.18.65
	Tapered Screw-Vent®, Trabecular Metal™, TSX™ : Ø 4.5 purple platform	ZIM_SC.45.PP	TEK_VP.18.65

TO GO FURTHER: USING IBONE® WITH IPHYSIO®.

i bone iphysio®

CONTROLLING BONE AND MUCOUS STRESS

The iBone® implant is the logical continuation of the iPhysio® concept at bone level.
It is part of a biological approach to the implant treatment.
It allows the creation of healing spaces between the threads,
and provides the implant with great stability to maintain these spaces.

5 anatomical shapes

6 heights

Can be scanned with all intra-oral CT scanners

Zirconia coa-ting

11 compatible connections (main implant systems)

Temporary prosthesis

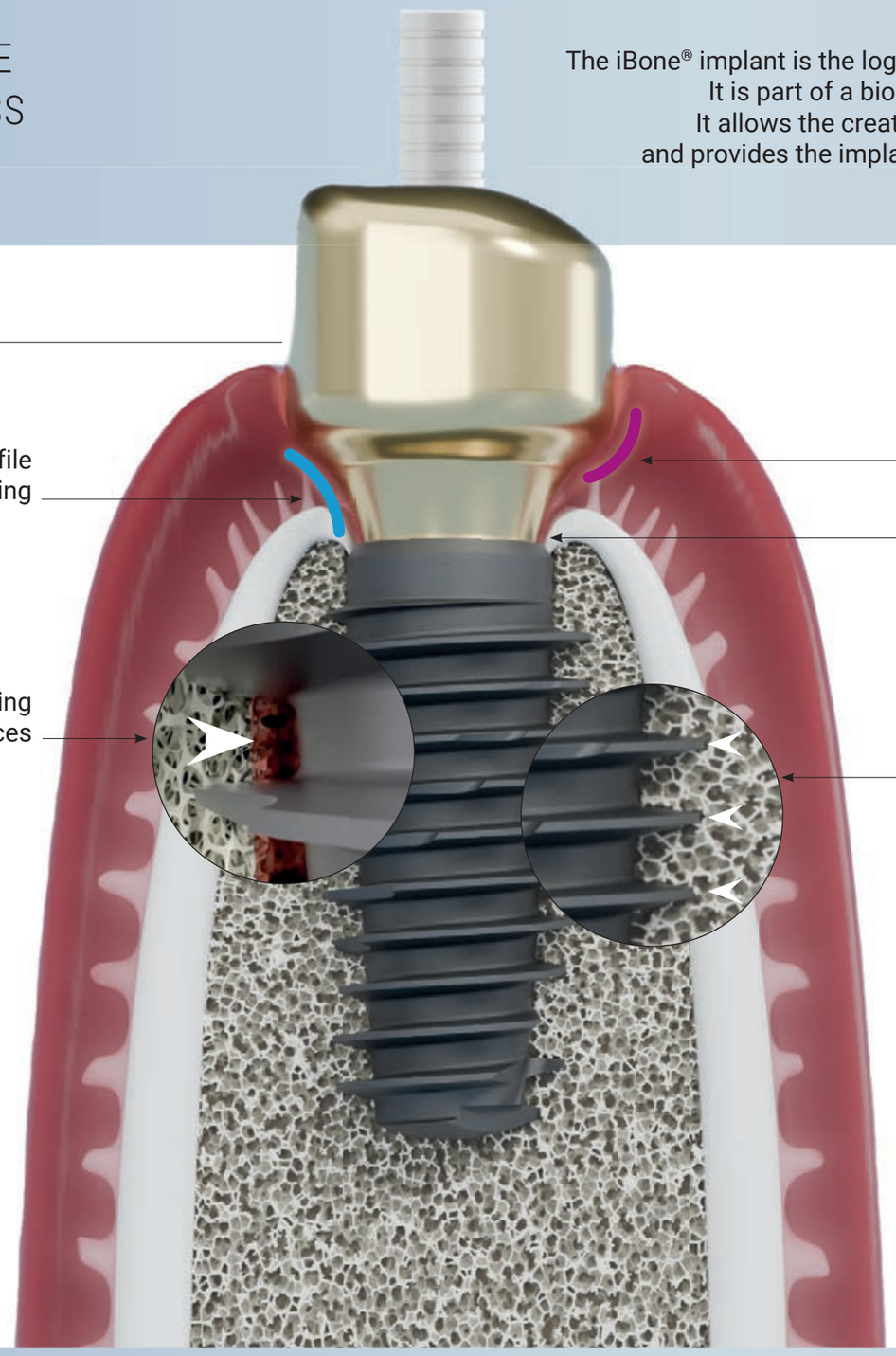

UP TO -34% METAL IN THE MOUTH

-42% OF BONE STRESS AT IMPLANT INSERTION

CONTINUOUS BIOLOGICAL SEAL

Helps prevent peri-implantitis.

Enhance blood healing power

Creation of a continuous biological seal

MADE IN FRANCE

- LYRA ETK is the French medtech company specializing in dental restoration.
- It integrates traditional implantology and new digital technologies to offer functional and aesthetic restorative solutions.
- LYRA ETK offers simple, safe and accessible digital dental protocols for the benefit of dentists, laboratories and patients.

PROFILE DESIGNER

iphysio®

www.iphysio.dental | info@lyraetk.com | Tél. +33(0) 1 76 42 00 60

EUROTEKNIKA S.A.S - 726 rue du Général de Gaulle, 74700 Sallanches (France)

Medical devices in compliance with European Regulation MDR (EU) 2017/745, Class I (CE marking), IIa and IIb, implantable, (CE 0425 marking). Devices must be used by oral healthcare professionals. Please read the instructions for use and technical guide or operating technique carefully.

LYRA E.T.K
DIGITAL DENTAL PROTOCOLS
Simple . Safe . Accessible

Ref_iphysio_GB_i12_2026_01